


2024 ANNUAL REPORT



WISCONSIN WOMEN'S
HEALTH FOUNDATION

2503 TODD DRIVE, MADISON, WI 53713

To learn more:

WWW.WWHF.ORG/GRAPEVINE/
608-251-1675, EXT. 118

SHARING KNOWLEDGE
FOR THE HEALTH OF IT.

ABOUT GRAPEVINE

GrapeVine is a community-based **chronic disease prevention** program that is dedicated to helping Wisconsin residents achieve their **healthiest potential, at any age**.

We partner with local healthcare professionals and connect directly with community members to share **relevant, reliable, accessible health information, support and resources**.

HOW GRAPEVINE WORKS

WWHF develops health education curricula in partnership with academic partners.



Healthcare professionals are trained to provide free education sessions for Wisconsin communities.

WWHF connects individuals to trusted health information, support and resources.



SESSION TOPICS

Advance Care Planning
Bone Health
Brain Health
Breast Health
Diabetes (Type 2)
Gynecologic Cancers
Heart Disease & Stroke
Journaling, Coping with Stress
Mental Health
Nutrition
Opioid Misuse
Self-Care
Sleep



PARTNER TRAINING

66 Total Partners

7 New Partners

46 Partner Trainings Completed

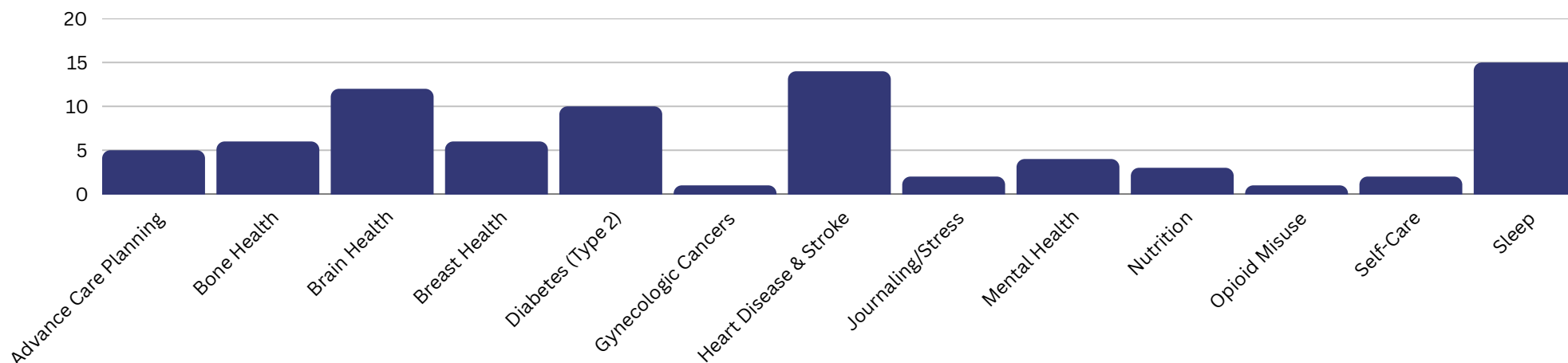
GRAPEVINE SESSIONS

81 Sessions Conducted

66 In-Person Sessions
(11 counties reached)

15 Virtual Sessions
(statewide reach)

Sessions by Health Topic:



WHAT PARTNERS HAVE TO SAY ABOUT GRAPEVINE

What do you find to be the greatest benefit of being a GrapeVine Partner?

"I love being able to educate in my community. I like that the presentations are already made and incentives are given - participants love them! I find GrapeVine to be an effective and seamless way to educate my community."

"I think it is such a great community resource. All of the health topics are so well researched and covered in these presentations."

"Thank you for working so hard on this wonderful program. We hope to continue growing our GrapeVine programs within our county."

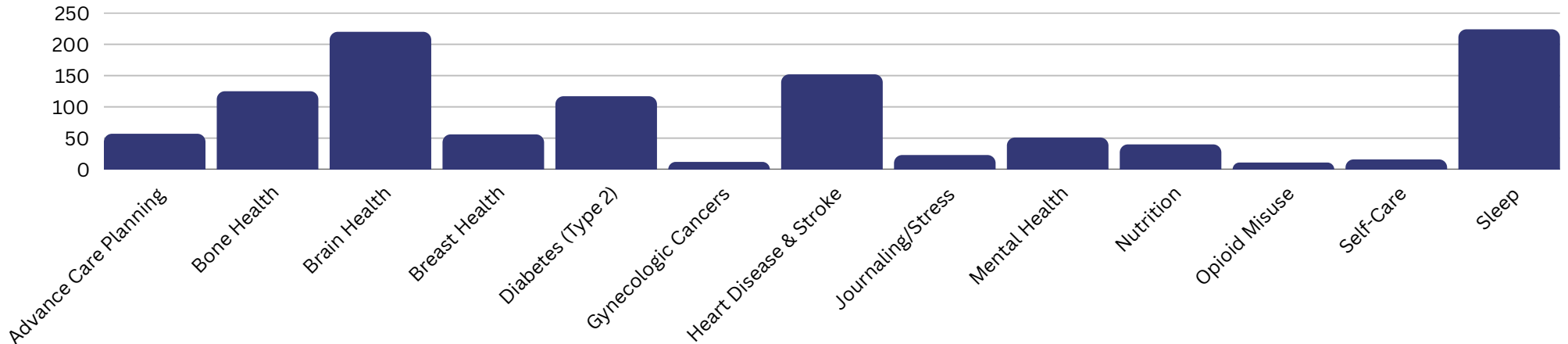




GRAPEVINE REACH

GRAPEVINE PROGRAM
2024 ANNUAL REPORT

1,104 PEOPLE ATTENDED A GRAPEVINE SESSION



ATTENDEE DEMOGRAPHICS (N=844)

AGE (N=768)

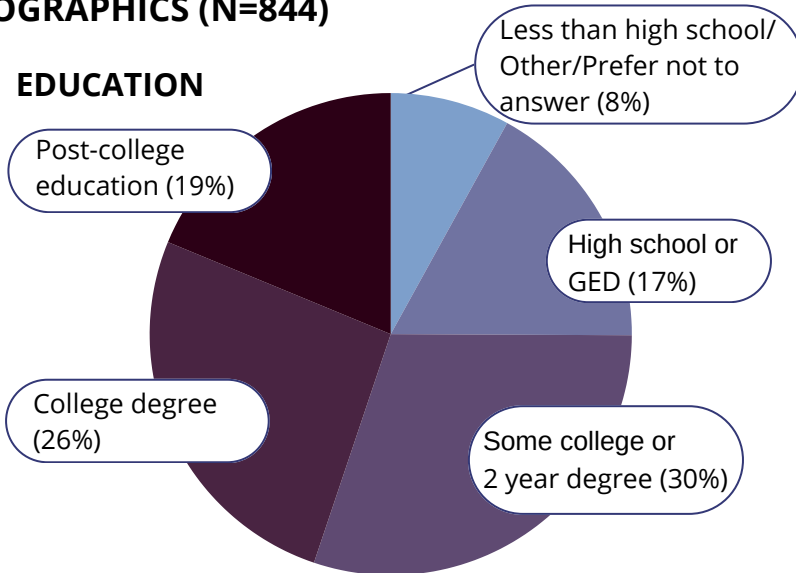
Range: 19-95

Average: 67

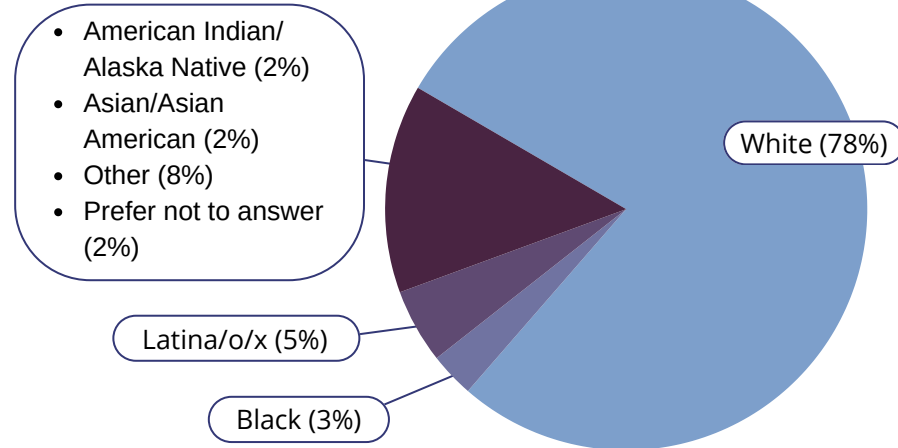
Breakdown:

- 19 - 39: 8%
- 40 - 59: 16%
- 60 - 79: 54%
- 80+: 22%

EDUCATION



RACE & ETHNICITY



GRAPEVINE DIGITAL EDUCATION

In addition to
GrapeVine sessions:

~1,870

People received our e-newsletter
with health info & resources

~230

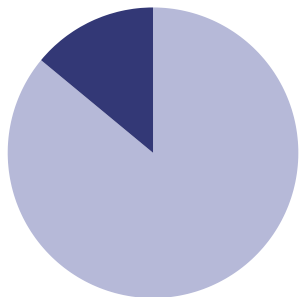
People downloaded
our health info sheets



GRAPEVINE OUTCOMES

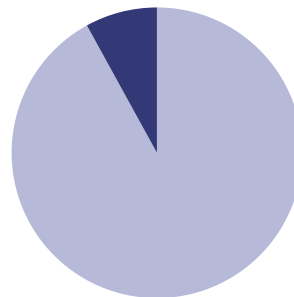
GRAPEVINE PROGRAM
2024 ANNUAL REPORT

POST-SESSION SURVEY RESULT (N=854)



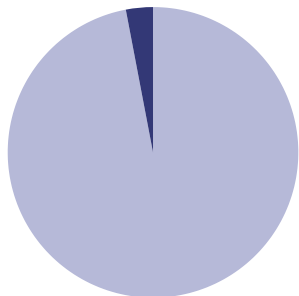
86%

of surveyed GrapeVine participants reported feeling **motivated to take action to improve their health** after attending a session.



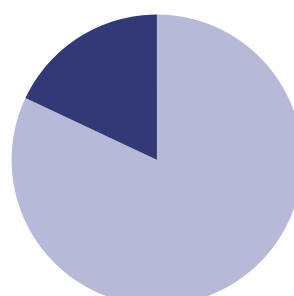
92%

of surveyed GrapeVine participants reported that they **learned new health information**.



97%

of surveyed GrapeVine participants reported that session materials were useful.



82%

of surveyed GrapeVine participants reported that they plan to make lifestyle changes to improve their health.

WHAT PARTICIPANTS HAVE TO SAY ABOUT GRAPEVINE

What is the most important message you are taking away from the session?



"Being more attentive to the lifestyle factors I can control to reduce risk of disease."

"I have always taken care of everyone else, leaving myself at the end. I will reach out for help because I want to change and I haven't been able to do it on my own."

What did you like best about the session?

"The presenter was caring & empathetic. The information presented was practical and useful."

"Education is always helpful... and it gave me hope."